

	1	2	3	4	5	6	7	8																																																																																
A	THIS DRAWING AND SPECIFICATIONS, HEREIN, ARE THE PROPERTY OF INVENTEC CORPORATION AND SHALL NOT BE REPRODUCED, COPIED, OR USED IN WHOLE OR IN PART AS THE BASIS FOR THE MANUFACTURE OR SALE OF ITEMS WITHOUT WRITTEN PERMISSION, INVENTEC CORPORATION 2010 ALL RIGHT RESERVED								A																																																																															
	HSF Property : <b>Halogen-Free</b>																																																																																							
B									B																																																																															
C									C																																																																															
D	<div><h1>Daughter Board</h1><div><div>MV Build</div><div>www.aitech1.ru</div><div>2011/12/06</div></div></div> <td>D</td>								D																																																																															
E	<p>PAGE1 TO PAGE7 USB BOARD (AUDIO BOARD) PN: 6050A2459401 ; 1310A2459401 PAGE8 LDPS BOARD PN: 6050A2459701 PAGE9 CARD READER BOARD PN: 6050A2458801 PAGE10 POWER BOARD PN: 6050A2459801 PAGE11 3D IR BOARD PN: 6050A2459901</p>								E																																																																															
F	<table><tr><td></td><td></td><td></td></tr><tr><td></td><td></td><td></td></tr><tr><td></td><td></td><td></td></tr><tr><td></td><td></td><td></td></tr><tr><td></td><td></td><td></td></tr><tr><td></td><td></td><td></td></tr><tr><td></td><td></td><td></td></tr><tr><td></td><td></td><td></td></tr><tr><td></td><td></td><td></td></tr><tr><td>DATE</td><td>CHANGE NO.</td><td>REV</td></tr></table>																												DATE	CHANGE NO.	REV	<table><tr><td></td><td>EE</td><td>DATE</td><td>POWER</td><td>DATE</td><td rowspan="5"><b>INVENTEC</b> TITLE <b>LOUIS</b></td></tr><tr><td>DRAWER</td><td></td><td></td><td></td><td></td></tr><tr><td>DESIGN</td><td></td><td></td><td></td><td></td></tr><tr><td>CHECK</td><td></td><td></td><td></td><td></td></tr><tr><td>RESPONSIBLE</td><td></td><td></td><td></td><td></td></tr><tr><td colspan="5">SIZE = 3 VER :</td><td>SIZE CODE</td><td>DOC. NUMBER</td><td>REV</td></tr><tr><td colspan="5">FILE NAME : XXXX-XXXXXX-XX</td><td>A3 CS</td><td></td><td>A02</td></tr><tr><td colspan="5">PN XXXXXXXXXXXX</td><td colspan="3">SHEET 1 OF 11</td></tr></table>							EE	DATE	POWER	DATE	<b>INVENTEC</b> TITLE <b>LOUIS</b>	DRAWER					DESIGN					CHECK					RESPONSIBLE					SIZE = 3 VER :					SIZE CODE	DOC. NUMBER	REV	FILE NAME : XXXX-XXXXXX-XX					A3 CS		A02	PN XXXXXXXXXXXX					SHEET 1 OF 11			F
DATE	CHANGE NO.	REV																																																																																						
	EE	DATE	POWER	DATE	<b>INVENTEC</b> TITLE <b>LOUIS</b>																																																																																			
DRAWER																																																																																								
DESIGN																																																																																								
CHECK																																																																																								
RESPONSIBLE																																																																																								
SIZE = 3 VER :					SIZE CODE	DOC. NUMBER	REV																																																																																	
FILE NAME : XXXX-XXXXXX-XX					A3 CS		A02																																																																																	
PN XXXXXXXXXXXX					SHEET 1 OF 11																																																																																			
	1	2	3	4	5	6	7	8																																																																																

FOR AVDD LDO ONLY +VBATR\_AU CN9005

1.0A

25mA +V3S\_AU +VSS\_AVDD

5.0A +V5A\_AU

43mA +V3A\_AU

700mA +V1.5\_AU

PV-05/31 [USB30\_PWREN\_AU] 2,3,6

PV-07/10 [EC\_AMP\_EN\_AU] 4,5

[USBPWR\_EN\_AU] 4,5

[SLP\_S3#\_AB] 4,5

MUTE\_LED#\_AU 4,5

PCSPKR\_AU 4,5

HP\_IN\_AU 4,5

THM\_DAT\_AU 4,5

THM\_CLK\_AU 4,5

DMIC\_CLK\_AU 4,5

DMIC\_DAT\_AU 4,5

REAR\_SPK\_OUT\_B\_L+ 4,5

REAR\_SPK\_OUT\_B\_L- 4,5

REAR\_SPK\_OUT\_B\_R+ 4,5

REAR\_SPK\_OUT\_B\_R- 4,5

MV-08/24 TP9014 4,5

MV-08/25 4,5

40 40

39 39

38 38

37 37

36 36

35 35

34 34

33 33

32 32

31 31

30 30

29 29

28 28

27 27

26 26

25 25

24 24

23 23

22 22

21 21

20 20

19 19

18 18

17 17

16 16

15 15

14 14

13 13

12 12

11 11

10 10

9 9

8 8

7 7

6 6

5 5

4 4

3 3

2 2

1 1

G2

G1

AU\_DGND

AU\_DGND

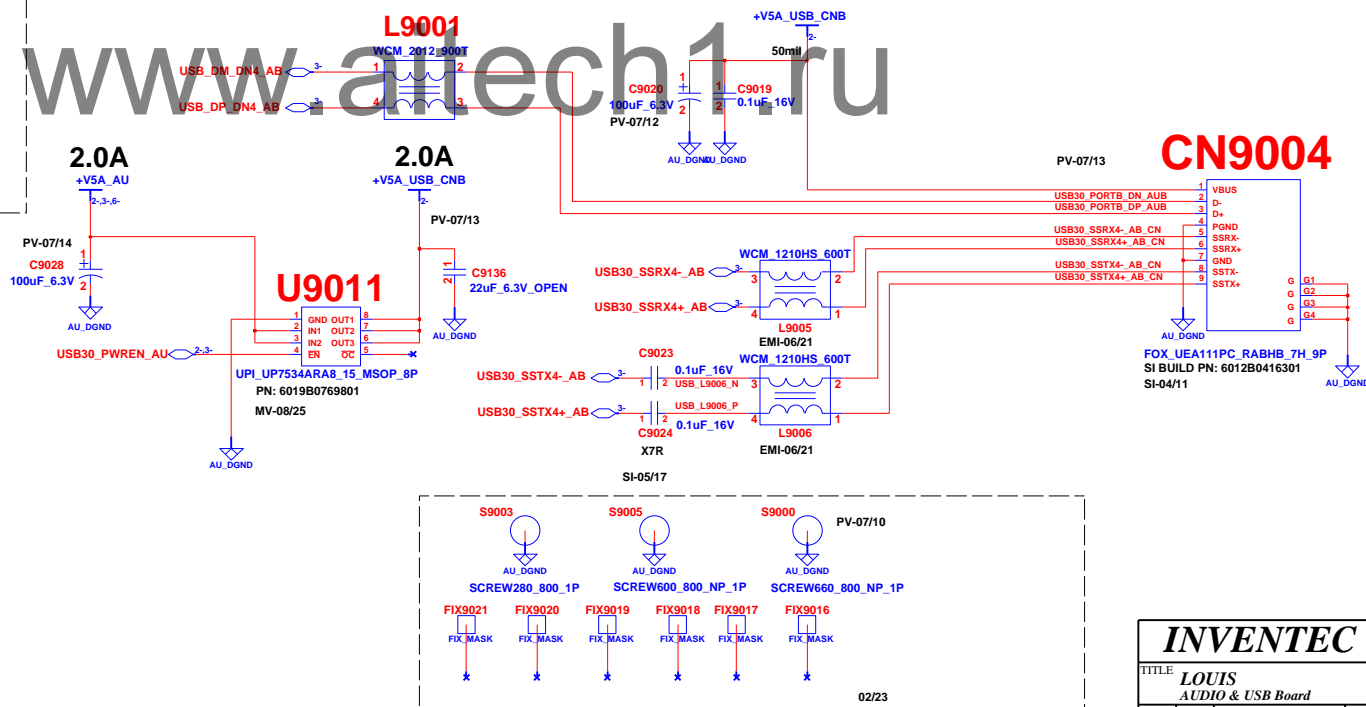
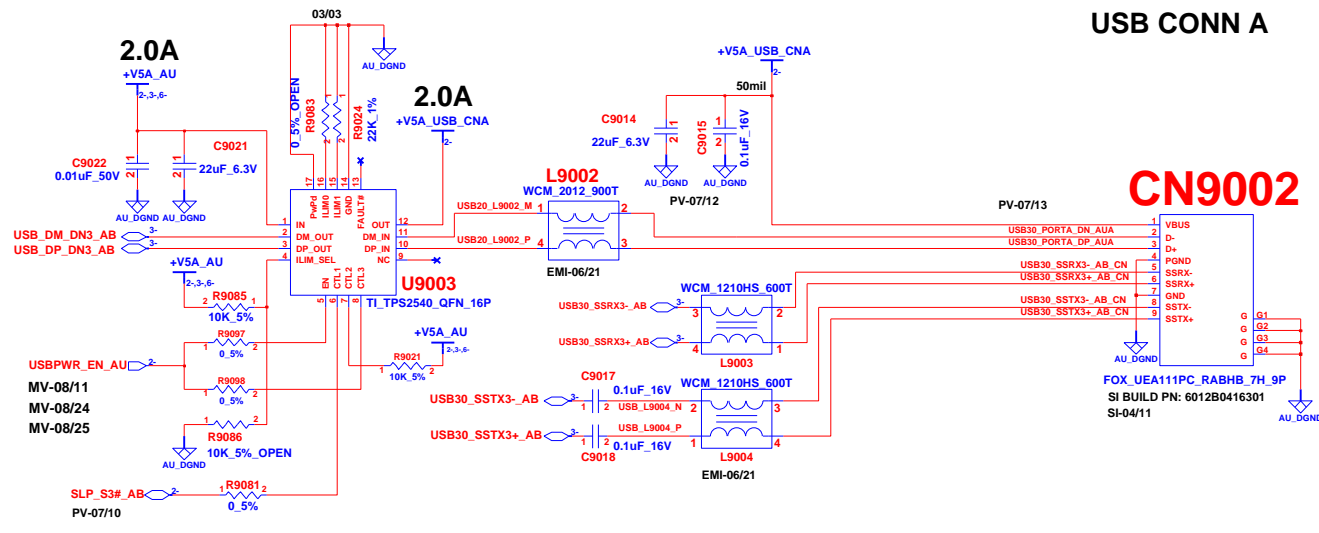
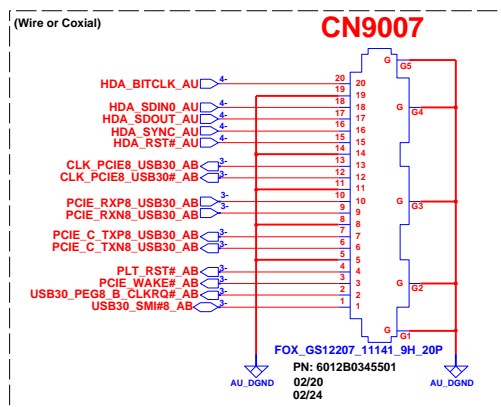
ENTERY\_6712K\_F40M\_02L\_40P

PN: 6012B0275003 02/20

Bom change to pin: 6012B0275014

Need to check

PV-07/14



TITLE			
<b>LOUIS</b> <b>AUDIO &amp; USB Board</b>			
SIZE	CODE	DOC. NUMBER	REV
<b>A3</b>	<b>CS</b>	<b>1310A24594</b>	<b>A02</b>

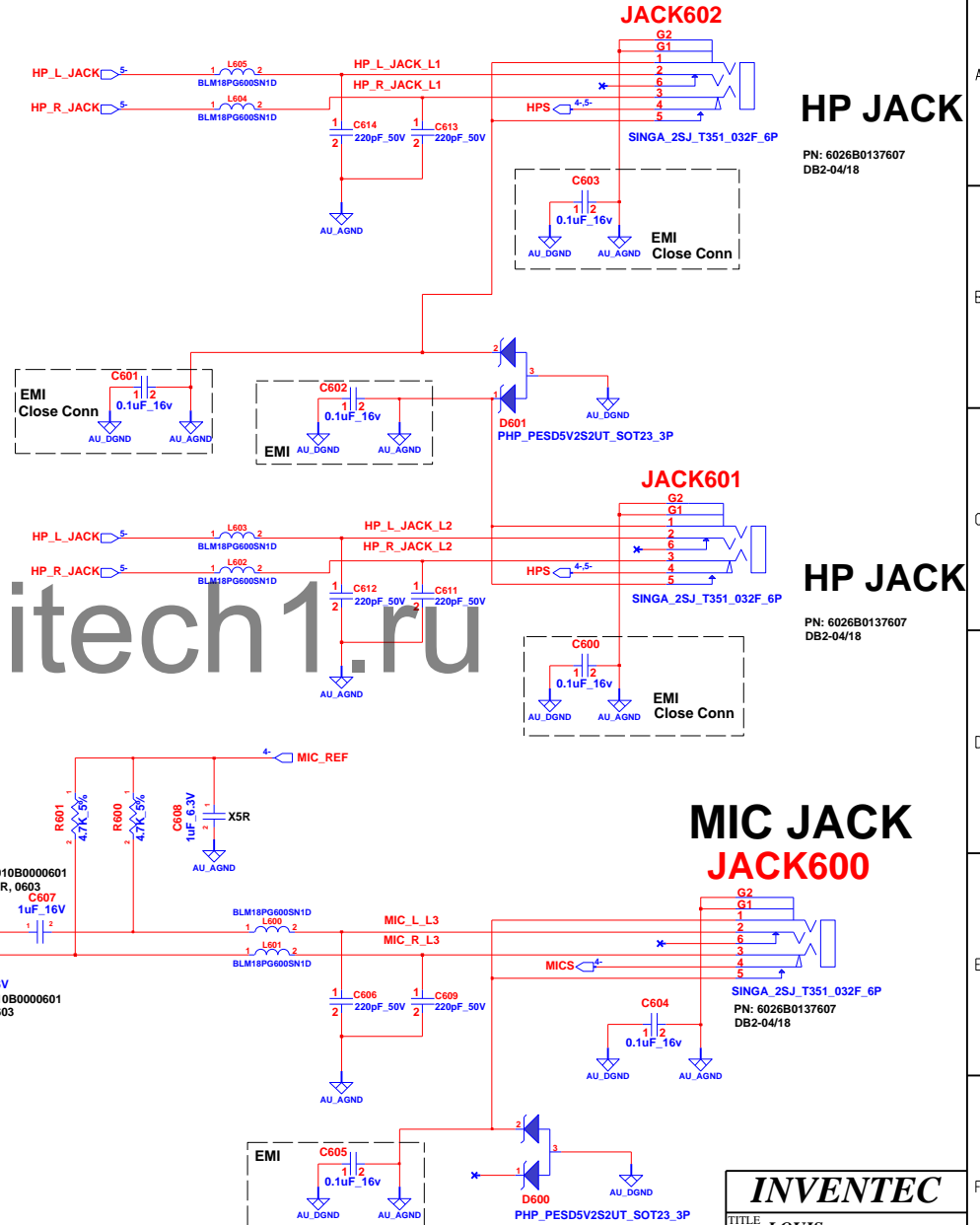
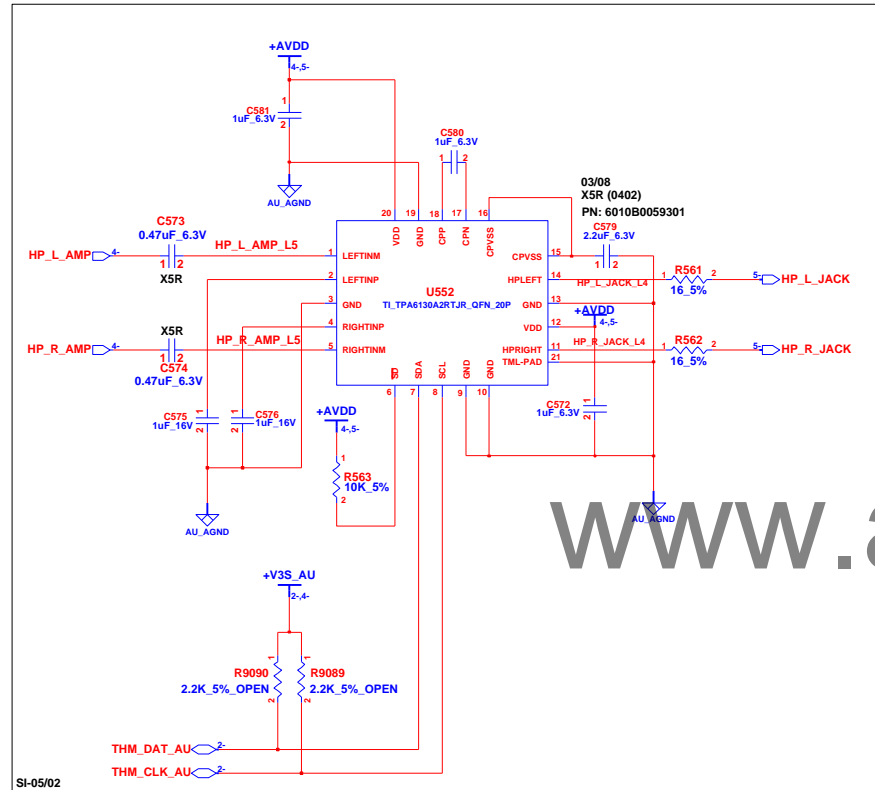


[illegible]

PORT	Discription	Sense
A	NO USE	
B	Headphone	SENSE_A
C	Microphone	SENSE_A
D	FRONT SPKR	
E	NO USE	
F	REAR SPKR	

TITLE			
<b>LOUIS</b> <i>AUDIO &amp; USB Board</i>			
SIZE	CODE	DOC. NUMBER	R
<b>A3</b>	<b>CS</b>	<b>1310A24594</b>	<b>A</b>

# AU Board-3

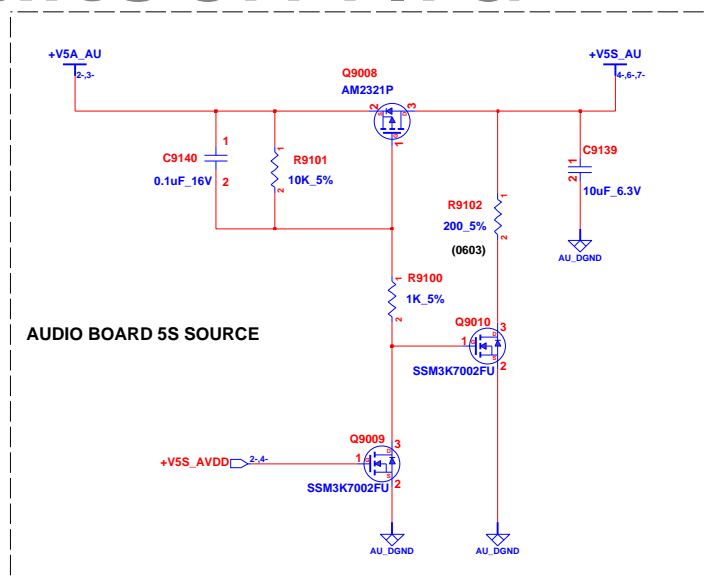
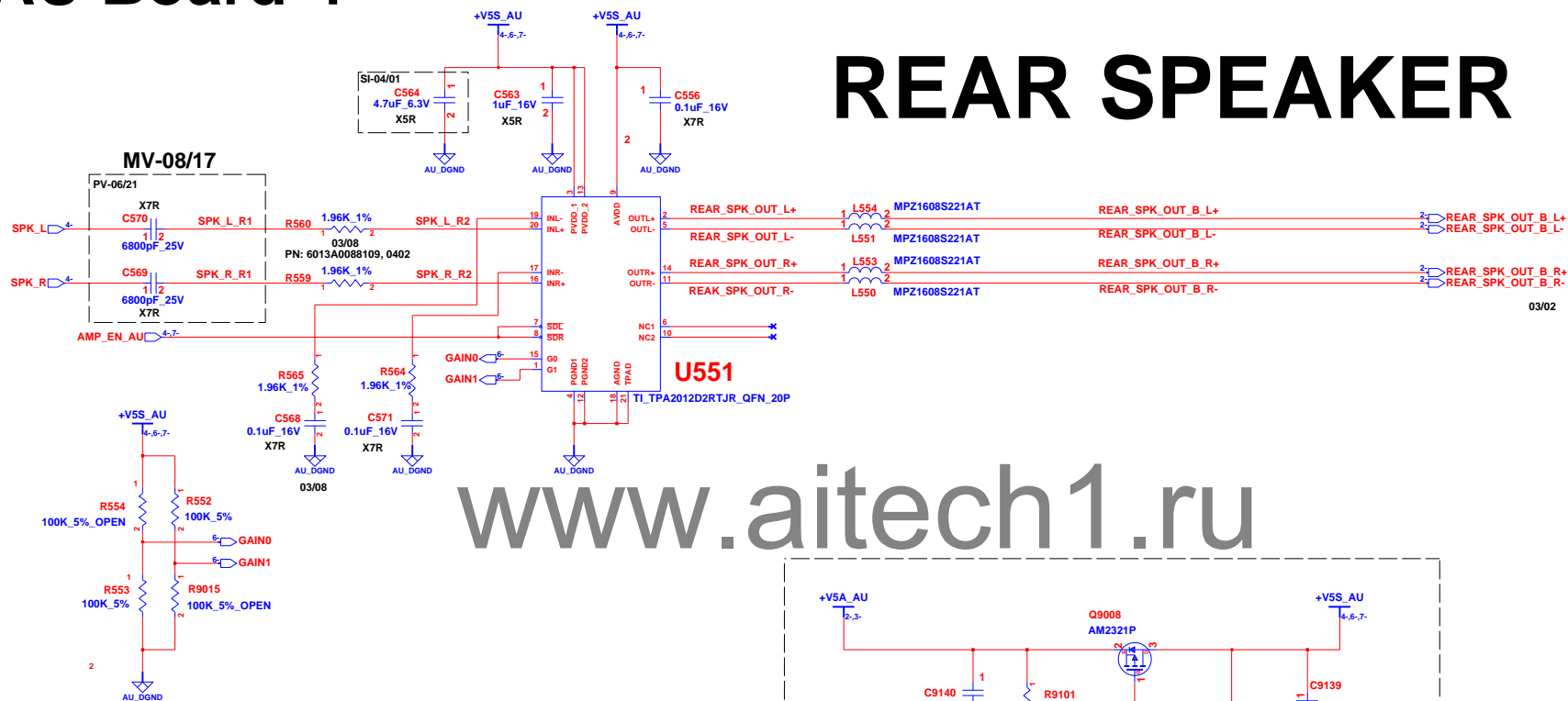


**INVENTEC**

TITLE: LOUIS AUDIO & USB Board			
SIZE A3	CODE CS	DOC. NUMBER 1310A24594	REV A02
CHANGE by: Wilson		31-Aug-2011	
SHEET 5		OF 11	

# AU Board-4

# REAR SPEAKER



**INVENTEC**

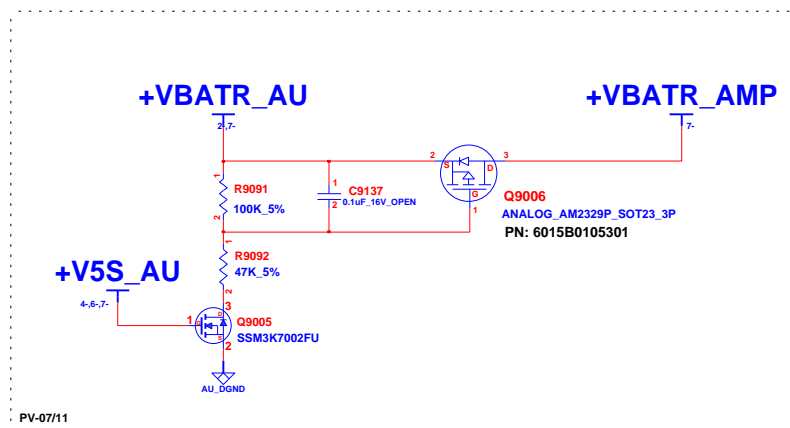
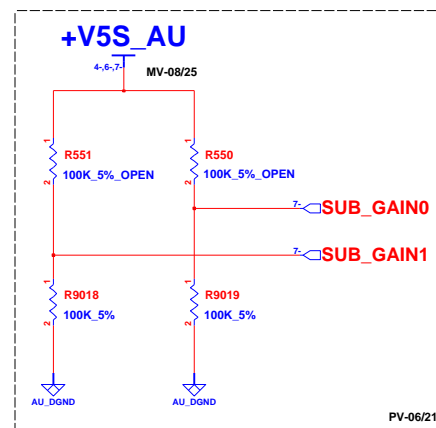
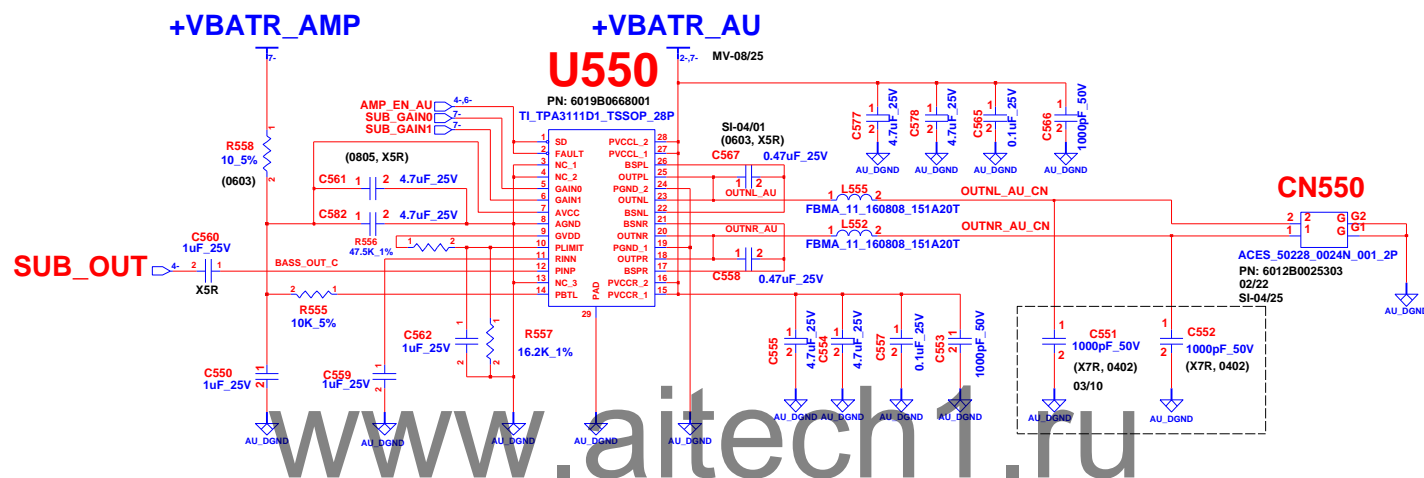
TITLE: **LOUIS**  
**ODD EXT BOARD**  
 SIZE: **A3** CODE: **CS** DOC. NUMBER: **1310A24594** REV: **A02**

CHANGE by: **Wilson** 31-Aug-2011

SHEET: **6** OF **11**

# AU Board-5

## SUBWOOFER



**INVENTEC**

TITLE: **LOUIS**  
Power SW Board

SIZE: <b>A3</b>	CODE: <b>CS</b>	DOC. NUMBER: <b>1310A24594</b>	REV: <b>A02</b>
-----------------	-----------------	--------------------------------	-----------------

CHANGE by: **Wison** 31-Aug-2011

SHEET 7 OF 11